



bellavista 1000e  
Optimal patient comfort

# Sometimes bigger is simply better ...

The display on the **bellavista 1000e** leads the way towards a unique user experience. That's because the bellavista 1000e from imtmedical features an easy-to-read, easy-to-use, high-resolution 17.3-inch glass touchscreen, making it simple to view parameters and waveforms even in complex and challenging situations. Clinicians will find the capacitive touchscreen interface is intuitive and natural right from the start, delivering an excellent user experience. Performing both invasive and noninvasive ventilation, the bellavista 1000e is powerful, flexible and reliable in the intensive care unit (ICU) and intensive monitoring care, for patients ranging from neonates to adults.



With customisable software solutions, the decision how to effectively use the bellavista 1000e is completely in the clinician's hands, a practical and unique advantage of the bellavista family.

## FEATURES:

- ICU ventilator with 17.3-inch glass touchscreen, full high-definition screen resolution
- Care solutions for premature neonates to adults
- Adaptive Ventilation Mode
- High Flow Oxygen Therapy
- Expanded noninvasive functions
- Lung Recruitment Tool
- Esophageal Pressure Monitoring
- Battery time three-hours minimum

# Ventilation features

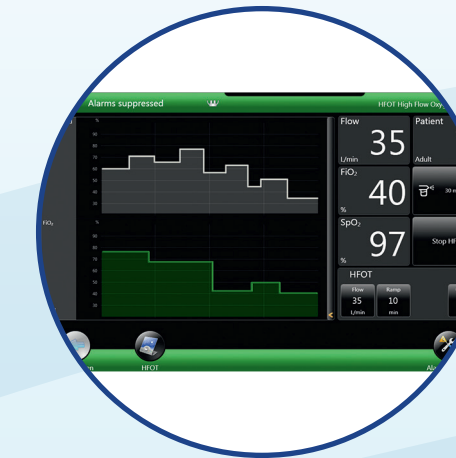
## AVM

**Adaptive Ventilation Mode (AVM)** is a smart ventilation mode that considerably reduces the number of ventilation settings required. By constantly measuring lung mechanics, AVM adapts breath by breath to the patient's needs, whether the patient is being ventilated or breathing spontaneously. AVM always calculates the optimal ventilation pattern at the lowest possible ventilation pressure and supports patients safely from intubation to extubation.



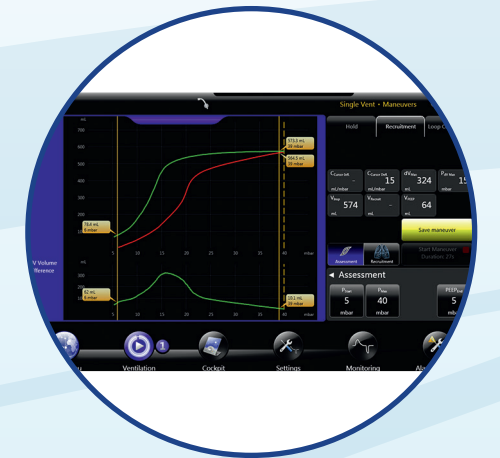
## HFOT

**High Flow Oxygen Therapy (HFOT)** is a type of therapy that is able, in combination with an actively humidified tubing system, to effectively improve the oxygenation of patients while enhancing patient comfort. This is achieved by high flow rates that build up a positive pressure in the nasopharyngeal space. In contrast to conventional, noninvasive types of ventilation, patients can drink, eat and speak while undergoing HFOT.

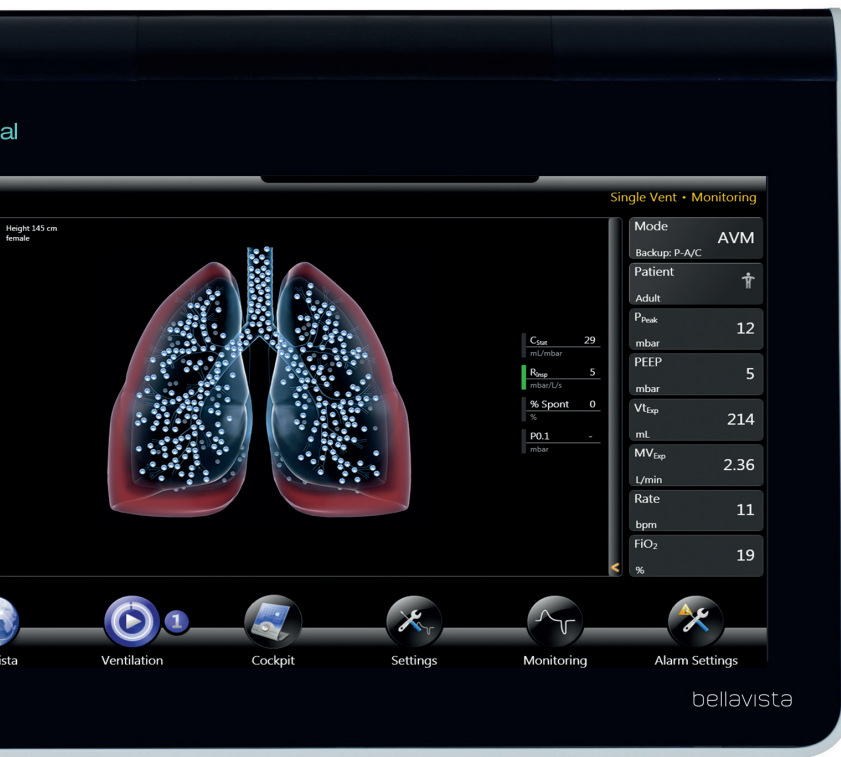


## LRT

**The Lung Recruitment Tool (LRT)** is an automated manoeuvre that provides the clinician with all the necessary information for lung recruitment in a reliable, reproducible and simple way. In a first step, measurements are taken in order to find out whether a patient's lung is recruitable. If that is the case, collapsed alveoli or lung areas can be reopened in a second step.



# Optimizing workflow and patient interaction



## AnimatedLung

AnimatedLung is a dynamic tool that visualises the mechanical state of a patient's lung. An easily comprehensible graphic display helps to detect at a glance any changes in lung compliance or resistance, as well as the patient's spontaneous activity.



## Advanced Synchrony

Automated tools save a clinician time and ensures optimal ventilation. We offer three automated tools to help the clinician—and patients. auto.sync relieves the patient of a fixed manual expiratory setting and optimises the synchronisation of a patient during spontaneous breathing. auto.rise adapts and optimises the pressure rise time (ramp) by performing continuous breath analysis while simultaneously avoiding pressure peaks. In addition, our fully automatic adaptive leak compensation system, auto.leak, reliably compensates for inspiratory and expiratory leaks up to 120 L/min.

# The versatile solution

"An outstanding user experience due to a brilliant, high-resolution display."

## Customisable software

The bellavista 1000e offers additional options depending on the field of application. The Neonatal advanced option, for example, is specifically geared to the requirements of the smallest and most sensitive patients and integrates all the extended, particularly gentle, ventilation modes.

## Accessories

bellavista ventilators offer a wide range of accessories, such as a vertically adjustable trolley or custom diagnostic packages, to enhance the efficiency and effectiveness of care.



# Technical specifications

Parameter	Specification
Patient types	Adult, Pediatric, Neonatal*
Areas of application	Life-sustaining ventilation, intensive care unit (ICU), intensive monitoring care (IMC), emergency room (ER), intra-hospital transfer
Ventilation modes	
• Pressure-controlled	CPAP, P-A/C, PC-SIMV, PSV, beLevel, APRV, S, S/T, T
• Volume-controlled	V-A/C, VC-SIMV, PLV (Pressure Limited Ventilation), P-AC <sub>Target'</sub> , PC-SIMV <sub>Target'</sub> , PSV <sub>Target'</sub>
• Flow pattern	Square, 50% decelerating, decelerating
• Adaptive mode	AVM
• Non-invasive modes	CPAP, PSV, P-A/C, PC-SIMV, beLevel, APRV, P-A/C <sub>Target'</sub> , PC-SIMV <sub>Target'</sub> , PSV <sub>Target'</sub> , nCPAP, nIPPV
• bellavista modes	DualVent, DayNight, MaskFit
• Apnoea ventilation	P-AC, PC-SIMV, V-AC, VC-SIMV
• Backup modes	PSV, Burst backup
• Oxygen therapy	HFOT 2-80 L/min Adult/Pediatric, 1-60 L/min Neonatal*
Peak inspiratory flow	260 L/min
Inspiratory pressure, IPAP	2-100 mbar
P <sub>Support</sub>	0-60 mbar, 0 - 100 mbar*
PEEP, EPAP	0-50 mbar
Tidal volume	40-2500 mL Adult/Pediatric; 2-250 mL Neonatal*
Inspiratory time	0.1-10 s
Respiratory rate	1-100 breaths per minute Adult/Pediatric; 1-150 breaths per minute Neonatal*
I:E ratio	1:99 - 100:1
Inspiratory trigger	Flow 0.1-20 L/min, pressure 0.1-15 mbar, Off
Expiratory trigger	auto.sync, 5-90% manual
Rise time	0-2000 ms, auto.rise

Parameter	Specification
Leak compensation	auto.leak, automatic inspiratory/expiratory leak compensation
Tube compensation	ATC, in-expiratory, inspiratory
Graphs	Pressure, Flow, Volume, ATC, SpO <sub>2</sub> , etCO <sub>2</sub>
Loops	Pressure/Volume, Pressure/Flow, Flow/Volume, Volumetric CO <sub>2</sub>
Monitoring	>60 online parameters
Trending	14-day real-time trending, 1-year parameter trending
Breathing manoeuvres	Lung Recruitment Tool, Manual breath, configurable Sigh function, Hold Inspiration, Hold Expiration, NIF (Negative Inspiration Force), V <sub>trapped'</sub> , PO.1 (occlusion pressure), Auto-PEEP
Weaning protocol	VentSummary
Oxygen	21-100 %
Options	Neonatal Advanced, Esophageal Pressure Monitoring
Nebuliser	Internal, pneumatic
Interfaces	2 x RS 232, Ethernet, 2 x USB, nurse call, CO <sub>2</sub> , SpO <sub>2</sub> , bellavista bus
Additional pressure measurement	P <sub>Aux</sub> (internal)
Dimensions (w x h x d)	440 x 250 x 360 mm/17.32 x 9.84 x 14.18 inch
Screen	17.3" Color Full HD Touchscreen, TFT
Battery time	minimum 180 min. (internal)
Oxygen supply	0-7 bar, 21.75-101.5 psi, 0-110 L/min
Weight	14.8 kg
Power supply	100-240 VAC ± 20 % / 50-60 Hz, low-voltage input 24 VDC / 3.5 A


# Dimensions





#### GLOBAL HEADQUARTERS

Vyairē Medical  
26125 N. Riverwoods Blvd.  
Mettawa, IL 60045  
USA

 imtmedical ag  
Gewerbestrassē 8  
9470 Buchs,  
Switzerland

CE 0124

[vyairē.com](http://vyairē.com)

**For Argentina, EU, India, Korea, Malaysia and South Africa distribution only.**

Trademarks are the property of their respective owners. ©2019 Vyairē Medical, Inc. or one of its affiliates. All rights reserved. Vyairē, the Vyairē Medical logo, imtmedical ag and bellavista 1000e are trademarks or registered trademarks of Vyairē Medical, Inc. or one of its affiliates. Medical devices class IIb according to Medical Devices Directive 93/42/EEC. Please read the complete Instructions For Use that come with the devices or follow the instructions on the product labelling. VYR-INTL-1900227